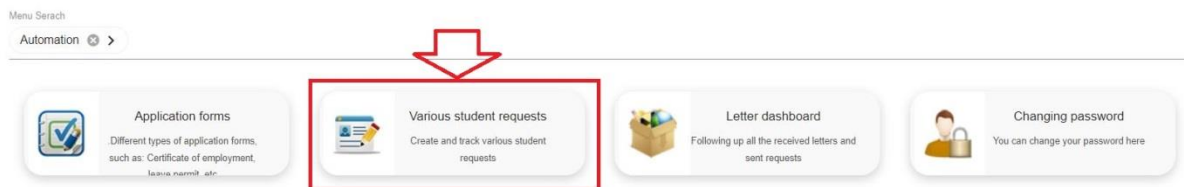
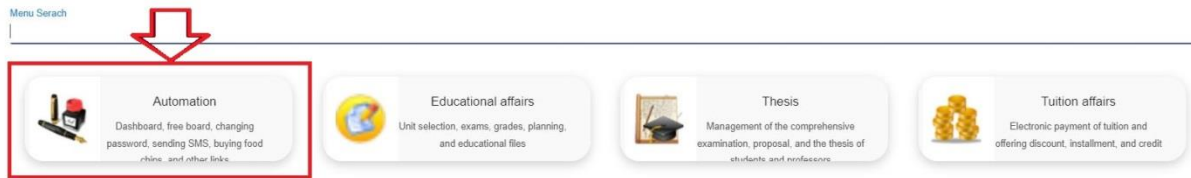



To submit a request, follow the path below:



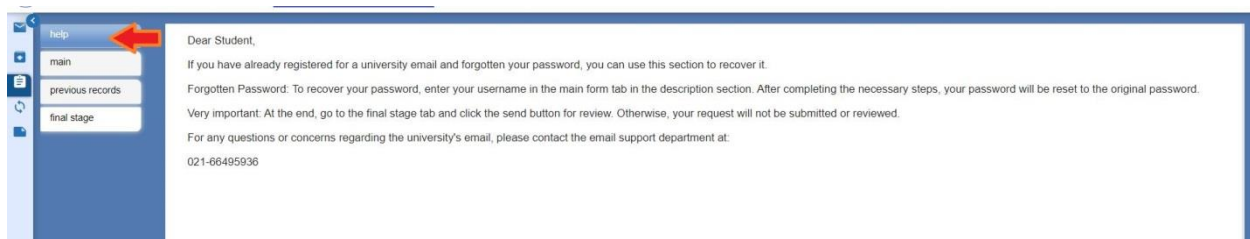
After entering this menu, you will see a list of requests you can send.



Request for a university email for post graduate students		forgotten your password, for a university email for post graduate students	Tuition installments	Scholarship	Request for Leave
1 3814391	14022	Request for Leave		Start Circulation	2024/08/14
2 3814025	14022	Request for a university email for post graduate students		Start Circulation	2024/08/14
3 3764361	14022	Tuition installments		Under Review	2024/07/13

Choose Forgotten Password to submit your request.

After selecting the request, the form of request will be displayed. On this page, click on the guide from the left menu and read it.



The student then goes to “main” item which is on the left side of the image and notes the pre-defined university email in the description and then the “submit” button.

help
main
previous records
final stage

student info
id letter :3822587
Bachelor of Medicine, Bachelor of Surgery MBBS - Tuition Fees Education
request date :2024/08/19
request time :08:06

request kind: forgotten your password, for a university email for post graduate students

* descript
Academic Email:
%

submit

Final step

On your last step to submit your request, you must press the “send” button to send your request.

It should be noted that if you do not press the “send” button, your request will not be valid and the process of the request will not start.

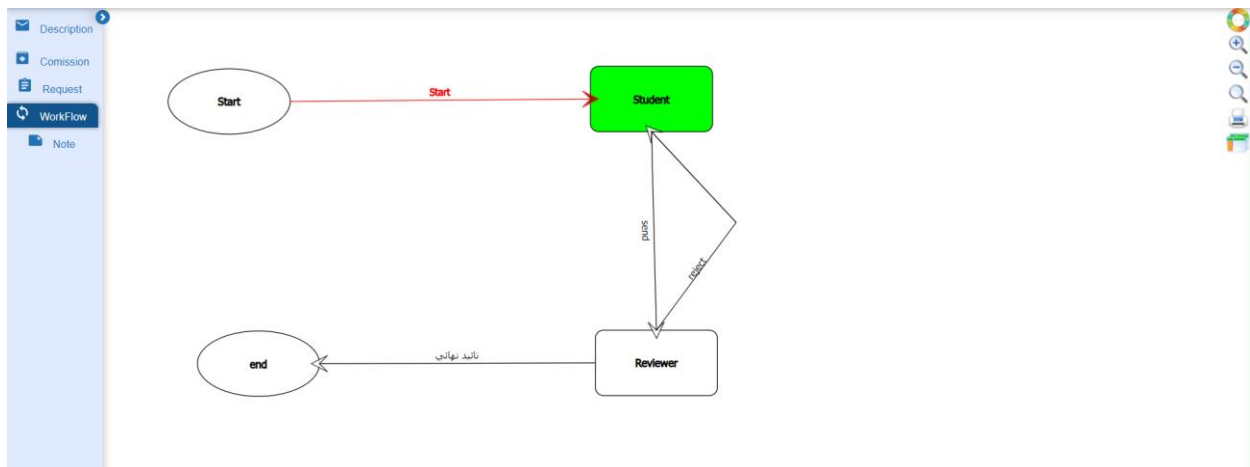
help
main
previous records
final stage

student info
id letter :3822587
Safdar Bachelor of Medicine, Bachelor of Surgery MBBS - Tuition Fees Education
request date :2024/08/19
request time :08:06

comment
%

send

At this stage, your request has been sent to the reviewer letter dashboard, and you can check the steps from “work flow” tab on the left side to track the progress of your request.



At the end, you check the process of your request, at which stage your request is and in whose letter dashboard, and at the end, after the final confirmation, SMS with the following text is sent to you:

Tehran University of Medical Sciences, your request to change your academic email password in Sipad system has been approved. To receive your university email password in Sipad go to following path:

Automation-letter dashboard

Search ...					
1	2024/08/19 09:25		خروج و مراجعت کشور دانشجویان بین الملل /	3824751	
2	2024/08/18 09:20		forgotten your password, for a university email / Safeena Salfar	3822587	
3	2024/08/14 09:43		Request for a university email for post graduate students / Safeena Salfar	3814025	

help
main
previous records
final stage

Dear Student,

If you have already registered for a university email and forgotten your password, you can use this section to recover it.

Forgotten Password: To recover your password, enter your username in the main form tab in the description section. After completing the necessary steps, your password will be reset to the original password.

Very important: At the end, go to the final stage tab and click the send button for review. Otherwise, your request will not be submitted or reviewed.

For any questions or concerns regarding the university's email, please contact the email support department at:

021-66495936

Then you enter your sipad account and Automation-letter dashboard and double-click on the request “forgotten your password, for a university email “to open the request

Then you can see the result on “final stage” tab.

help

main

previous records

final stage

student info :


afdar Bachelor of Medicine, Bachelor of Surgery MBBS - Tuition Fees Education

id letter :3822587

request date :2024/08/19

request time :08:06

comment



send